

# **MALDEN AND COOMBE HORTICULTURAL SOCIETY**

ESTABLISHED 1924

***CHELSEA SHOW MEDAL  
AWARD WINNERS***

## **SHOWS SCHEDULE 2011**

**Spring Show - Saturday 19th March 2011**

**Summer Show - Saturday 2nd July 2011**

**Autumn Show - Saturday 3rd September 2011**

***Plant Sale - Raffle - Tombola  
Membership Information  
Cups and Prizes***

***ARE YOU GETTING  
FULL BENEFIT  
FROM YOUR MEMBERSHIP?***

- \*FLOWER SHOWS**
- \*SOCIETY HOLIDAYS**
  - \*PLANT SALES**
  - \*COACH TRIPS**
- \*INTERESTING TALKS**
- \* GARDEN PARTIES**

**\*ALLYOUR GARDENING NEEDS  
AT COMPETITIVE PRICES**

**PLUS SIX NEWSLETTERS A YEAR**

***ALL FOR JUST £6 ANNUALLY***

***ENCOURAGE A FRIEND TO JOIN  
TODAY!***

# Introduction

## *Notes for this year.*

- § In the Summer Show look out for a **NEW CUP**.  
  
The Brenda Mills Memorial Cup for Flower Arrangement will be presented by the Mills family at the Society AGM.
- Cake recipes are included at the rear of the schedule to be read in conjunction with Domestic Sections.
- § There are diagrams at the back of this schedule, outlining classifications for daffodils, dahlias and chrysanthemums. We hope this will assist you when preparing your entries.
- § Look out for new photographic classes in the Arts and Craft Sections.
- § **Finally a plea from the Show Team: please make sure you have your membership number as well as your name and address (and if possible, your telephone number) on the exhibitor's entry form so we can locate you if you are a cup winner.**

**Dudley Hewson  
Show Organiser**

**MALDEN AND COOMBE HORTICULTURAL SOCIETY  
OFFICERS AND COMMITTEE MEMBERS OF THE SOCIETY 2010-2011**

**Officers**

President	:	Dr. Jeff Reardon
Past President	:	Mr. Derrick Edwards
Chairman and Show Organiser	:	Mr. Dudley Hewson
Vice President	:	Post Vacant
Vice Chairman and Medals and Affiliations Secretary	:	Mr. David Wooldridge
Treasurer	:	Mr. John Westbrook
Membership Secretary	:	Mrs. Linda Hunt (part) Dr. Jeff Reardon (part)
Supplies Secretary	:	Mrs. Joyce Lester
Social Secretary	:	Post Vacant
Publicity & Promotions Manager	:	Mr. Jim Hunt Mrs. Linda Hunt (part)
Newsletter and Web Site	:	Mrs. Emma Wood

**Committee**

Assistant Show Organiser And Plant Sales	:	Mr. Rudra Mahadevan
Show Cups and Engraving Committee Member	:	Mrs. Una Sutcliffe Mrs. Jean Jenkins

## SHOW RULES

The following rules are for the benefit of exhibitors. Adherence to Show rules will ensure that prize winners have gained their awards in the true spirit of fair competition.

1. The competitions are open only to individual members of the Society unless otherwise stipulated in the schedule.
2. EXHIBITORS ARE TO TAKE PARTICULAR NOTE OF THE FOLLOWING REQUIREMENTS FOR SUBMITTING SHOW ENTRIES
  - 2.1 Entries MUST be submitted on the form provided. (Additional forms are available from the Show Organiser on request).
  - 2.2 Entries shall be submitted to reach the Show Organiser by 8 p.m. LATEST on the WEDNESDAY preceding the Show. Late entries will only be accepted at the sole discretion of the Show Organiser.
  - 2.3 The accommodation addresses for submission of entries are:

The Show Organiser	The Show Organiser
Pam Hambrook	Dudley Hewson
11 Presburg Road	72 Robin Hood Lane
New Malden	Kingston Vale
Surrey KT3 5AH	London SW15 3QS
3. No exhibitor will be entitled to make more than one entry in any one class unless stated otherwise.
4. Exhibitors' cards will be provided by the Show Organiser who will direct the placing of all exhibits and may at his/her discretion move or direct the moving of exhibits either with or without the assistance of the exhibitor. Exhibitors must not move other exhibits.
5. All horticultural exhibits must be the bona fide property of the exhibitor and have been cultivated by him/her for at least six weeks, or in the case of pot plants, three months, prior to the Show. The only exception being the Section on Flower Arrangement (see notes in this section)
6. The Show Committee reserves the right to refuse entry or exhibit and to inspect any competitor's growing produce.
7. The decision of the judges will be final, except in cases where after the award has been made, it is proved an exhibitor has attempted to gain a prize improperly or contrary to these regulations.
8. All matters of objection etc., must be referred to the Show Organiser. In all matters of dispute, the Committee's decision will be final.
9. **Except where stated, cash prizes in horticultural classes ONLY will be:  
1st - £2.00: 2nd - £1.00: 3rd - 50p  
PRIZE MONEY OF £10.00 AWARDED FOR BEST EXHIBIT IN EACH SECTION**
10. For the calculation of the highest aggregate for all horticultural classes entered, points will be awarded as follows: 1ST: 4 POINTS - 2ND: 2 POINTS - 3RD: 1 POINT
11. The judges shall have power, according to the standard of excellence in a class, to reduce or withhold the first, or any of the prizes.

12. Exhibits **may only** be staged between 8.30 a.m. and 11.00 a.m. on the day of Show. Only exhibitors and their assistants shall be admitted during the arrangement of the exhibits. No person other than authorised judges and stewards shall be allowed in the hall during judging.
13. No exhibit shall be removed before announcement of the closure of the Show. Any exhibit left uncollected after closure of the Show shall be deemed to have been donated to the Society.
14. Although every possible care will be taken of the exhibits, the Committee will not be responsible for any loss or damage thereto.
15. All prize money must be collected on the day of the Show. Any monies left uncollected will be deemed donated to the Society.
16. A NOVICE is defined as an exhibitor who has not previously won a first prize in THAT SECTION.
17. All flower exhibits must be staged in vases provided by the Society, one vase per exhibit, unless otherwise stated. Exhibitors are requested to provide all other forms of containers, plates, etc.
18. Where appropriate, the current Royal Horticultural Society Handbook will be used for except where the Rules of a Specialist Society to which the Society is affiliated apply.
19. In the event of a trophy holder moving from the district, such trophy or trophies held are to be returned to the Show Organiser.
20. Cups are awarded at each show. Cup winners must return the cups to the Awards Secretary immediately after the Show, so that they can be engraved with the cup winner's name and year of award. Cups when engraved will be returned to cup winners.
21. Reference to pot sizes refers to diameter inside neck.
22. The Show Organiser shall have the power to deal with all matters not provided for in these regulations and their interpretation.
23. At the opening of the Show, exhibitors are requested to check their entries and any awards given and notify the Show Organiser of any discrepancies seen.
24. Prize money may be claimed BETWEEN 3.00 PM AND 3.45PM at the desk marked 'Treasurer of the Day' located in the hall.

**\* PLEASE NOTE THAT CUPS ARE RETAINED FOR ONE YEAR ONLY AND MUST BE RETURNED TO EITHER:**

AWARDS AND ENGRAVING SECRETARY  
MRS UNA SUTCLIFFE 68 ULLSWATER CRESCENT, KINGSTON VALE,  
LONDON SW15 3RQ. TEL 0208 546 7986

**OR:**

DUDLEY HEWSON SHOW ORGANISER  
72 ROBIN HOOD LANE, KINGSTON VALE,  
LONDON SW15 3QS. TEL 0208 549 5434  
(AT LEAST TWO WEEKS PRIOR TO THE FOLLOWING YEAR'S SHOW)

## HINTS FOR EXHIBITORS

1. FLOWERS. In addition to freshness and quality, uniformity of blooms when staging is important. An evenly matched, good sized, good quality exhibit is often better than one of a larger, uneven display.
2. Always make sure that you have the correct number of items in your exhibit. In flower classes a bud counts as a bloom.
3. If possible, name the cultivars in your exhibits.
4. Note that a "bowl" is a vessel having a diameter at its mouth at least equal to, or greater than its height. A "vase" is a vessel having a greater height than the diameter of its mouth.
5. The words "kind" and "cultivar" are used in the following senses: roses and dahlias are distinct "kinds" of flowers; "Peace" and "Piccadilly" are distinct "cultivars" of roses.

The terms "Cultivar" and "Variety" are synonymous.

6. Vegetables should be clean, fresh, tender and without blemish. Potatoes should be shallow-eyed, free from disease and blemishes. Tomatoes, with calyx attached, should be ripe and firm. Root crops are better shown with at least 4 inches (100mm) of top. Cabbages, cauliflowers, etc, should have roots removed but with about 2 inches (50mm) of stem retained. Cauliflowers should have leaves trimmed back almost level with the head. Lettuce should have a firm heart.
7. Collections of vegetables are judged by giving points to each kind exhibited, the maximum per kind, typical vegetables listed below, for a full list see Show Organiser.

Beans Runner	18	Cauliflowers	20	Parsnips	20
Beans Other	15	Celery (S/Blanching)	18	Peas	20
Brussels	15	Celery Trench	20	Potatoes	20
Beet Long	18	Cucumbers Ridge	15	Shallots (Exhibition)	18
Beet Round Cyl.	15	Cucumbers Frame	18	Shallots (Pickling)	12
Cabbages Grn	15	Leeks	20	Tomatoes	20
Cabbages Red	15	Lettuces	15	Tomatoes (Cherry)	12
Carrots Long	20	Onions Under 8oz	15	Tomatoes (Beefsteak)	16
Carrots Other	18	Onions	20	Turnips	15
Calabrese	15				

8. Fruits should be of uniform size and colour, carrying its natural bloom on the surface and should not be polished. Fruit should have the stems attached excepting peaches and apricots.
9. Own foliage is defined as foliage which is part of the plant that is being exhibited.
10. Diagrams showing the differences in Narcissi divisions are shown at the back of this Schedule.
11. Exhibitors should note that Arts and Crafts Classes are different between the three Shows. Exhibitors should plan to put their exhibits in the appropriate Show

## THE SHOW ORGANISER

## SHOW CALENDAR

**Spring Show - Saturday 19th March 2011**

**Summer Show Saturday 2nd July 2011**

**Autumn Show Saturday 3rd September 2011**

### **SHOW DAY PROGRAMME (applicable to all shows)**

7.00am - 8.30am	Hall preparation and tabling
8.30am - 11.00am	<b>EXHIBITORS' STAGING PERIOD*</b> Monitored by show officials
* Exhibitors and assistants only are permitted in the hall during the staging period.	
11.00am - 11.15am	Inspection of exhibits by Stewards.
11.15am - 12.45pm	Judging. Stewards and show officials only present.
12.45pm - 1.00pm	Final prize card check by Stewards
1.00pm - 2.00pm	Officials' lunch break
2.00pm - 4.00pm	<b>SHOW OPEN TO PUBLIC</b>
4.00pm approx.	Presentation of awards
4.30 pm approx.	Raffle and show closure

#### **EXHIBITORS PLEASE NOTE:**

**EXHIBITS MAY BE REMOVED ONLY AFTER CLOSURE OF THE SHOW HAS BEEN ANNOUNCED. IN THE EVENT THE SHOW FINISHES EARLY EXHIBITORS SHOULD ENSURE THAT THEY ARE IN THE HALL BY 4.00 PM LATEST.**

# MALDEN & COOMBE HORTICULTURAL SOCIETY

## SUMMER SHOW 2011

Saturday 2nd July 2.00pm - 4.30pm

The Rose Room, Malden Centre  
Blagdon Road, New Malden

## JUDGES

Mrs Helene Keates: Roses, General Flowers and Sweet Peas  
Mr Tony Hills: Fruit and Vegetables  
Mrs S Holdsworth: Domestic  
Mrs Julie Smith: Arts and Crafts / Children's Section

Affiliated Societies for our Shows are:

The Daffodil Society

The National Dahlia Society

The Royal Horticultural Society

The Royal Rose Society

The National Vegetable Society

## AWARDS

The following Awards will be available for competition at this show.

**AWARD**

**AWARDED FOR**

**HOLDER 2010**

THE TRYTHALL CUP	Best Exhibit Section 1 Roses Large Flowered	Anne Westbrook
MEARS CUP	Best Exhibit Section 1 Roses Cluster Flowered	Lily Harrison
RNRS BRONZE MEDAL & CARD	Best Rose Bloom	Anne Westbrook
STELFOX CUP	HA Section 2 Flowers	Wendy Jordison
A.R. VENN CUP	Best Hardy Perennial	Wendy Jordison
DENTON CUP	Best Exhibit Section 2	Jeff Reardon
FRED HAMBROOK SALVER	Best Sweet Pea Exhibit	Jeff Reardon
BRENDA MILLS MEMORIAL CUP	Best Exhibit Flower Arrangement	<b><i>New Award</i></b>
EWART CARSLY MEMORIAL SALVER	Best Fruit Exhibit	Barry Wood
TREASURER'S MUG	HA Section 6 Domestic	Sarah Armfield
DOMESTIC CUP	Best Domestic Exhibit	Barry Wood
JENNINGS CUP	HA Vegetable Classes	Miriam Millicevic
FRANK READING MEMORIAL SALVER	Best Vegetable Exhibit	Mrs Miriam Millicevic
MILLENNIUM CUP	Best Arts and Crafts Exhibit	Gloria Whaley
MRS D JOYCE BLACK CUP	Best Exhibit Children's Classes under 8	George Tagg
RICHARDSON CUP	Best Exhibit Children's Classes over 8	Lewin Burt

The following Perpetual Challenge Cups will also be available for competition during the year for the Highest Aggregate (HA) in each Section.

ALDERMAN ALEXANDER CUP	HA Vegetable Classes	Holder 2010 - Mr Barry Wood
JEFFES MEMORIAL BOWL	HA Fruit Classes	Holder 2010 - Mr Barry Wood
BILL HOLLINGBURY CUP	HA Rose Classes	Holder 2010 - Mr Rudra Mahadevan
MARGARET AYLING MEMORIAL CUP	HA Flower Arrangement Classes	Holder 2010 - Ms Jean Jenkins

The ROYAL HORTICULTURAL SOCIETY BANKSIAN MEDAL will be awarded to the Exhibitor gaining the most points in Horticultural classes at the Society's Spring, Summer and Autumn Shows. Winners may re-compete in the third year after gaining the medal.

Holders: Mr Rudra Mahadevan 2009, Ms Wendy Jordison 2010 (neither eligible in 2011)

The ROYAL HORTICULTURAL SOCIETY BANKSIAN MEDAL will be awarded to the Exhibitor gaining the most points in Horticultural classes at the Society's Spring Summer and Autumn Shows. Winners may re-compete in the third year after gaining the medal.

Holders: Mr John Westbrook 2008, Mr Rudra Mahadevan 2009 (neither eligible in 2010)

**THE PERPETUAL CHALLENGE CUPS AND BANKSIAN MEDAL WILL BE AWARDED AT THE FOLLOWING AGM**

**SECTION 1 - ROSES**  
**(Only rose foliage allowed in this Section)**

## **CLASS**

- 1 1 bloom, large flowered
- 2 2 blooms, large flowered, one cultivar
- 3 2 blooms, large flowered, two cultivars
- 4 3 blooms, large flowered, one cultivar
- 5 3 blooms, large flowered
- 6 The cycle of the rose, one cultivar only comprising:  
the open bud, a specimen bloom and a fully open bloom
- 7 5 blooms, large flowered
- 8 1 stem, cluster flowered - floribunda/climbing/rambling
- 9 2 stems, cluster flowered - floribunda/climbing/rambling
- 10 3 stems, cluster flowered - floribunda/climbing/rambling
- 11 3 stems, miniature rose blooms staging optional, one cultivar
- 12 Miniature or patio roses, in pot, pot maximum 12" (300mm)

### **Novice Classes**

- 13 1 bloom, large flowered
- 14 3 blooms, large flowered
- 15 1 stem, cluster flowered - floribunda/climbing/rambling
- 16 2 stems, cluster flowered - floribunda/climbing/rambling

## **SECTION 2 - GENERAL FLOWERS**

### **CLASS**

- 17 Delphiniums, 5 florets, one cultivar
- 18 Delphiniums, 5 florets, mixed cultivars
- 19 Delphiniums, 1 spike, light coloured
- 20 Delphiniums, 1 spike, dark coloured
- 21 Sweet Peas, 5 stems
- 22 Penstemons, 3 stems
- 23 Sweet Peas, 10 stems
- 24 Sweet peas, 2 vases, 5 stems in each,  
Distinct cultivar in each vase
- 25 Sweet Peas, one bowl, for quality and effect (any foliage allowed)
- 26 Sweet Pea 'novices in sweet peas only' comprising one vase not more than 7 stems
- 27 1 spray, spike or bloom, excluding Sweet Peas, Roses and Delphiniums
- 28 Flowering Plants (minimum three), one pot, maximum 12" (300mm).
- 29 Pansies and/or Violas, 5 blooms, staging optional
- 30 Pinks, 5 stems, not disbudded
- 31 Garden flowers, 2 vases, distinct kind in each vase, excluding roses and shrubs
- 32 Sweet Williams, 5 stems
- 33 Flowers, either annuals or biennials, raised from seed during the 12 months  
preceding the Show, one kind, excluding Sweet Peas and Sweet Williams.
- 34 Hardy perennials, own foliage, one kind
- 35 Fuchsia, one pot, maximum 12" (300mm) pot
- 36 Fuchsia, one pot, maximum 6" (150mm) pot
- 37 Tuberous begonia, one pot, pot not to exceed 8" (200mm)
- 38 Pelargonium, one pot, maximum 8" (200mm) pot
- 39 Pot plant, flowering, maximum 8" (200mm) pot
- 40 Pot plant, flowering, maximum 6" (150mm) pot
- 41 Hanging basket, basket not to exceed 18" (450mm) in diameter
- 42 Pot Plant, foliage, maximum 8" (200mm) pot

- 43 Cactus or succulent, 1 cultivar
- 44 Cacti and/or succulents, 2 cultivars, in separate containers
- 45 Cacti and/or succulents, 3 cultivars, in separate containers
- 46 Window box, any growing plants, box maximum 18" (450mm) x 6" (150mm)
- 47 A display of roses, own vase, maximum space 18" (450mm)
- 48 Clematis 5 blooms staging optional
- 49 Hostas any variety maximum 8" (200)mm pot
- 50 Allium 1 stem, any variety

### SECTION 3 - FLOWER ARRANGEMENT

Note:

- X Show Rule 5 (concerning the cultivation of plants in this section) does not apply
- X Exhibitors may use own containers
- 51 **'A Sunny Day'**, in a container of your choice, maximum space 18" (450mm)
- 52 **'A Vision of the Sea'**, in any container, accessories permitted. Maximum space 24" (6000mm)
- 53 An arrangement of flowers in a basket. Maximum table frontage 2'0" (600mm)
- 54 An arrangement of flowers one colour only, (green and white permitted). Maximum space 18" (450mm)
- 55 Miniature arrangement of mixed garden flowers and/or flowering shrubs, any foliage, maximum 6" (150mm) overall

### SECTION 4 - VEGETABLES (ONE CULTIVAR PER DISH)

#### CLASS

- 56 Collection of vegetables, 4 kinds, maximum tabling, 2 ft. (600mm) frontal.  
The number of each must be identical to that required throughout the schedule.  
Please note that prize money for this class will be as follows:  
First: £5    Second: £3    Third: £2  
**Note: Points for this class are:**  
**First: 8    Second: 4    Third: 2**
- 57 Peas, 10 pods
- 58 Lettuce, 2
- 59 Beetroot, 3
- 60 Rhubarb, 3 sticks
- 61 Cabbage, 2
- 62 Potatoes, 5, white
- 63 Potatoes, 5, other than white
- 64 Broad beans, 10
- 65 Carrots, 5
- 66 Radishes 10 with foliage
- 67 Any vegetable, not included in this section, not more than 10
- 68 Children only, any vegetable, numbers as Schedule, maximum age 15 years

### SECTION 5 - FRUIT (ONE CULTIVAR PER DISH)

## **CLASS**

- X Note: Weigh Scales will be provided on the day
- 69 Collection of 3 plates of fruit of 3 kinds, one plate of each. The number of each kind must be identical to that required in this section
- 70 Blackcurrants on strigs, not less than 15 oz not more than 17 oz
- 71 Raspberries, one plate of 15
- 72 Loganberries, one plate of 15
- 73 Gooseberries, one plate of 15
- 74 Red or white currants on strigs, not less than 15 oz not more than 17 oz
- 75 Strawberries, one plate of 10
- 76 **NOVICES ONLY** - Strawberries, one plate of 10
- 77 Plate of any other fruit

## **SECTION 6 - DOMESTIC**

(No cash prizes in this section)

**Rosettes will be awarded for first prize in each class at the show bench. Exhibitors may present their rosettes to the 'Treasurer of the Day' for a monetary exchange of £1.00.**

**All cakes should be presented on a plate with a doily and covered with cellophane or similar material.**

**Screw tops must be removed from jars before exhibiting - the judge may want to taste domestic exhibits. Jam, jelly and bottled fruit should be in clear, neatly-labelled containers, bearing a note of contents and date made, and filled above the neck.**

## **CLASS**

- 78 **A Rhubarb and Orange Cake made to the recipe at the back of this schedule**
- 79 A bread loaf including cinnamon and raisins
- 80 A dish of home made confectionery, any kind.
- 81 Victoria sandwich
- 82 Gingerbread
- 83 Decorated cheesecake
- 84 Bakewell tart 8" tin
- 85 Shortbread
- 86 Plate of jam tarts
- 87 Scones, plain or fruit
- 88 Savoury flan
- 89 Jam, one glass jar
- 90 Marmalade, one glass jar
- 91 Lemon curd, one glass jar
- 92 Chutney, one glass jar
- 93 Pickles, onions only, one glass jar
- 94 Pickles, any other, one glass jar.
- 95 Anything edible - **MEN ONLY**
- 96 Anything edible - **CHILDREN ONLY, MAXIMUM 15 YEARS**

## SECTION 7 - ARTS AND CRAFTS

(No cash prizes in this section)

**Rosettes will be awarded for first prize in each class at the show bench. Exhibitors may present their rosettes to the 'Treasurer of the Day' for a monetary exchange of £1.00.**

### CLASS

- 97 Photograph maximum size A4 210mm x 297mm  
**SKY LANDSCAPE**
- 98 Photograph maximum size A4 210mm x 297mm  
**APPETISING FOOD**
- 99 Photograph maximum size 210mm x 297mm  
**STILL LIFE - VEGETABLES AND/OR FRUIT**
- 100 Humorous cartoon maximum size 200mm x 250mm, by adding speech bubbles and/or captions, to a picture/photograph of your choice.
- 101 Painting, any media except water colour, maximum size A2, 420mm x 594mm
- 102 A miniature garden, container of own choice, not larger than 360mm x 240mm, may use sand, soil and or oasis. Use natural plant material only. May include garden features.

## SECTION 8 - CHILDREN

(No cash prizes in this section)

**This section is open - membership of the Society is not required. Children are asked to note their age on the exhibit to help the judges. Please note that certain classes have restricted age groups.**

**Children, or their parents, must leave their address and telephone number with the Show Organiser.**

**Rosettes will be awarded for first, second and third prizes in each class at the show bench.**

### CLASS

#### ***Children under 8 years***

- 103 An arrangement of flowers, in any container, container not to exceed 300mm in any dimension
- 104 A decorated egg
- 105 An edible necklace (gum sweets, beans, dried fruit etc)
- 106 An animal made from fruit and or vegetables
- 107 A painted stone, any design and media, not larger than 75mm (3") in any dimension
- 108 Mustard or cress grown in a small margarine tub
- 109 Illustrate a nursery rhyme in any media

#### ***Children over 8 years***

- 110 A hat made from newspaper
- 111 A computer generated picture or pattern size A4
- 112 An illustration of a favourite book any media size A4

**EXHIBITORS NOTES**

**MALDEN AND COOMBE HORTICULTURAL SOCIETY  
SUMMER SHOW**

All entries must be in by **8.00pm Wednesday 29<sup>th</sup> June 2011**, to the Show Organiser.  
See Show Rules for choice of addresses.

**PLEASE NOTE: FAMILY MEMBERS MUST EXHIBIT SEPARATELY  
ENTER FULL NAME AND ADDRESS IN BLOCK LETTERS**

.....  
.....  
.....

**ENTER MEMBERSHIP CARD NO. HERE:.....TEL. NO .....**  
(unless Life Member)

I wish to enter the following classes:

.....	.....	.....	.....	.....	.....	.....	.....	.....
.....	.....	.....	.....	.....	.....	.....	.....	.....
.....	.....	.....	.....	.....	.....	.....	.....	.....
.....	.....	.....	.....	.....	.....	.....	.....	.....

No. of classes entered .....

-----  
**OTHER EXHIBITING FAMILY MEMBERS ENTER HERE**

I wish to enter the following classes:

.....	.....	.....	.....	.....	.....	.....	.....	.....
.....	.....	.....	.....	.....	.....	.....	.....	.....
.....	.....	.....	.....	.....	.....	.....	.....	.....
.....	.....	.....	.....	.....	.....	.....	.....	.....

No. of classes entered .....

## **SUMMER SHOW RHUBARB AND ORANGE CAKE**

### **INGREDIENTS**

400g (14 oz) rhubarb, trimmed and cut into 2cm pieces

200g (7oz) golden caster sugar

150g (5oz) butter, softened

2 eggs, lightly beaten

75g (3oz) self-raising flour

1 ¼ teaspoon baking powder

100g (3 ½ oz) ground almonds

Grated zest of 1 small orange, plus 2 tablespoons of juice

25g (1oz) flaked almonds

### **METHOD**

Preheat oven to 190C, gas mark 5. Grease a round 23cm spring form cake tin and line its base with baking parchment.

Place the rhubarb in a bowl and cover with 50g of the sugar. Leave for 30 minutes while you prepare the rest of the cake.

With an electric whisk, beat together the remaining sugar and butter, then whisk in the eggs.

Using a metal spoon, gently fold in the flour, baking powder and ground almonds, then stir in the orange zest and juice.

Stir the rhubarb and its sugary juices into the cake mixture and spoon into the prepared tin.

Place on a baking tray, sprinkle over the flaked almonds and bake for 25 minutes.

Reduce the temperature to 180C, gas mark 4 and cook for a further 20-25 minutes or until firm to touch. Allow to cool in the tin for 10 minutes.

Serve warm or cold.

# Daffodils

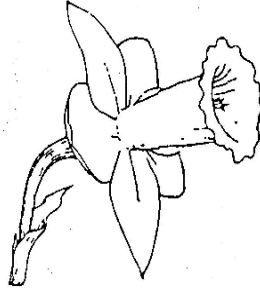
## **DIVISION 1 TRUMPET DAFFODILS OF GARDEN ORIGIN**

One flower to a stem; corona ("trumpet") as long as, or longer than the perianth segments ("petals").



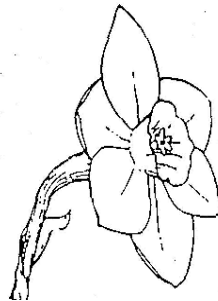
## **DIVISION 2 LARGE-CUPPED DAFFODILS OF GARDEN ORIGIN**

One flower to a stem; corona ("cup") more than one, third, but less than equal to the length of the perianth segments ("petals").




## **DIVISION 3 SMALL-CUPPED DAFFODILS OF GARDEN ORIGIN**

One flower to a stem; corona ("cup") not more than one, third the length of the perianth segments ("petals").



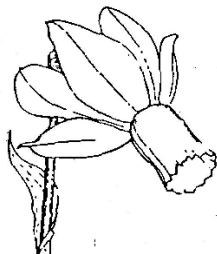
## **DIVISION 4 DOUBLE DAFFODILS OF GARDEN ORIGIN**

One or more flowers to a stem, with doubling of the perianth segments or the corona or both.



**DIVISION 5  
TRIANDRUS DAFFODILS OF  
GARDEN ORIGIN**

Characteristics of *N. triandrus* clearly evident: usually two or more pendent flowers to a stem; perianth segments reflexed. §



**DIVISION 6  
CYCLAMINEUS DAFFODILS OF  
GARDEN ORIGIN**

Characteristics of *N. cyclamineus* clearly evident: one flower to a stem; perianth segments significantly reflexed; flower at an acute angle to the stem, with a very short pedicel ("neck"). §




**DIVISION 7  
JONQUILLA DAFFODILS OF  
GARDEN ORIGIN**

Characteristics of the *N. jonquilla* group clearly evident: usually one to three flowers to a rounded stem; leaves narrow, dark green; perianth segments spreading, not reflexed; flowers fragrant. §




**DIVISION 8  
TAZETTA DAFFODILS OF  
GARDEN ORIGIN**

Characteristics of the *N. tazetta* group clearly evident: usually three to twenty flowers to a stout stem; leaves broad; perianth segments spreading not reflexed; flowers fragrant. §



**DIVISION 9  
POETICUS DAFFODILS OF  
GARDEN ORIGIN**

Characteristics of the *N. poeticus* group without admixture of any other: usually one flower to a stem; perianth segments pure white; corona usually disc-shaped, with a green or yellow centre and a red rim; flowers fragrant. §



§ The characteristics for Divisions 5 to 9 are given for guidance only; they are not all necessarily expected to be present in every cultivar assigned to the division.

## § DIVISION 10

### SPECIES WILD VARIANTS AND WILD HYBRIDS

All species and wild or reputedly wild variants and hybrids, including those with double flowers.


## DIVISION 11

### SPLIT-CORONA DAFFODILS OF GARDEN ORIGIN

Corona split - usually for more than half its length

#### a) Collar Daffodils

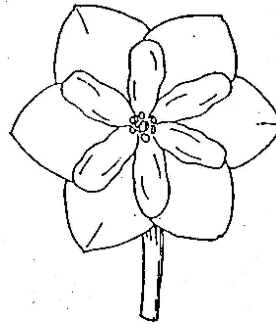
Split-corona daffodils with the corona segments opposite the perianth segments; the corona segments usually in two whorls of three;



Div. 11a

#### b) Papillon Daffodils

Split-corona daffodils with the corona segments alternate to the perianth segments; the corona segments usually in a single whorl of six.



Div. 11b

## § DIVISION 12

### MISCELLANEOUS DAFFODILS

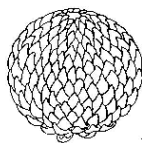
All daffodils not falling into any one of the foregoing Divisions.

§ Please note that Divisions 10 (naturally occurring daffodils) and 12 (daffodils which cannot be classified in Divisions 1 to 11) have not been illustrated owing to the wide variations in shape and size between the flowers involved.

## Chrysanthemum

Florists' chrysanthemum hybrids are excellent for garden decoration, cutting and for exhibition. They are grouped according to their differing flower forms, approximate flowering season (early, mid or late autumn) and habit (see also the Plant Dictionary). The best groups for garden decoration are the sprays, pompons and early reflexed chrysanthemums. The dwarf charms, forming a dense, dome shaped mass of flowers, look most attractive displayed in pots. Most groups have only one large flower per stem, although the sprays, charms and pompons have several. The various flower forms are described below.

**Incurved** - fully double, dense, spherical flowers have incurved petals arising from the base of the flower and closing tightly over the crown



**Fully reflexed** - fully double flowers have curved, pointed petals reflexing outwards and downwards from the crown, back to touch the stem



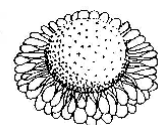
**Reflexed** - fully double flowers are similar to those of fully reflexed forms except that the petals are less strongly reflexed and form an umbrella like or spiky outline.



**Intermediate** - fully double, roughly spherical flowers have loosely incurving petals, which may close at the crown or may reflex for the bottom half of each flower.




**Anemone-centred** - single flowers each have a central dome shaped disc, up to half the diameter of the bloom, and up to 5 rows of flat or occasionally spoon-type ray petals at right angles to the stem.




**Single** - flowers each have about 5 rows of flat petals borne at right angles to the stem, that may incurve or reflex at the tips, the prominent, central disc is golden throughout or has a small, green centre.



**Pompon** - fully double, dense, spherical, or occasionally hemispherical. flowers have tubular petals with flat, rounded tips, growing outwards from the crown.



**Spoon-type** - flowers are similar to those of single forms except that the ray petals are tubular and open out at their tips to form a spoon shape.




# Dahlias


The variety of border hybrids now available offers a dazzling display of colour and form to every gardener, and no special skills are required to cultivate or propagate them. In colour the flowers range from vibrant pinks and crimsons, through rich hues of mauves and purples, to the pastel shades of lilacs, pinks and creams, in size from the tiny pompons to huge exhibition blooms up to 30cm (1 ft) or more across.

Dahlias are excellent for providing cut flowers and will bloom vigorously throughout summer until the first frosts in the right conditions a single plant may produce up to 100 blooms. Their various flower types (shown below) form the basis of the recognized groups.


**Single**- each flower usually has 8-10 broad petals surrounding an open, central disc




**Anemone**- fully double flowers each have one or more rings of flattened ray petals surrounding a dense group of shorter, tubular petals, usually longer than disc petals found in single dahlias.



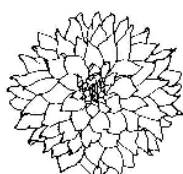
**Collerette**- single flowers each have broad, outer petals, usually 8-10, and an inner 'collar' of smaller petals surrounding an open, central disc.



**Water-lily**- fully double flowers have large, generally sparse ray petals, which are flat or with slightly incurved or recurved margins, giving the flower a flat appearance.

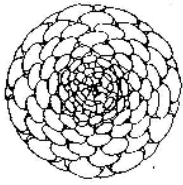


**Decorative**- fully double flowers have broad, flat petals that incurve slightly at their margins and usually reflex to the stem.




## Dahlias cont'd

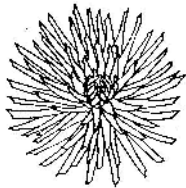
**Ball-** flattened to spherical, fully double flowers have densely packed, almost tubular petals.




**Pompon-** flattened to spherical, fully double flowers are no more than 5cm (2m) across - a miniature form of ball flowers.



**Cactus-** fully double flowers have narrow, pointed petals that can be straight or curl inwards and have recurved edges for more than two-thirds of their length



**Semi-Cactus-** fully double flowers are similar to cactus flowers but have broader based petals, the edges of which are generally recurved towards their tips.



**Miscellaneous-** flowers are in a wide range of unclassified types, including orchid like (shown right), single and double forms.

